


Flat Antenna NP-A44-7200

Features

- Center frequency: 7.2 GHz
- Bandwidth (min): 510 MHz
- Gain: 15 dB
- Beamwidth: 24°

Applications

- Short range radars
- Wireless data transmission



Electronic Properties

| Parameter | Conditions / Notes | Value | Unit |
|-------------------------|--------------------|--|------|
| Min. Frequency | VSWR=2.5 | 6.80 | GHz |
| Max. Frequency | VSWR=2.5 | 7.45 | GHz |
| Gain | Typ. | 15 | dB |
| Impedance | Typ. | 50 | Ohm |
| Angular width | XZ Plane | 25 | Deg |
| Main lobe direction | XZ Plane | -3 | Deg |
| Side lobe level | XZ Plane | -13 | dB |
| Angular width | YZ Plane | 23 | Deg |
| Main lobe direction | YZ Plane | 0 | Deg |
| Side lobe level | YZ Plane | -11 | dB |
| Back lobe level | | -21 | dB |
| Size | w/o connector | 95x95x1.6 | mm |
| Material | | Rogers RO4003C | |
| Layers | | 1 | |
| Connector ¹⁾ | | U.FL ²⁾ or SMA ³⁾ type | |

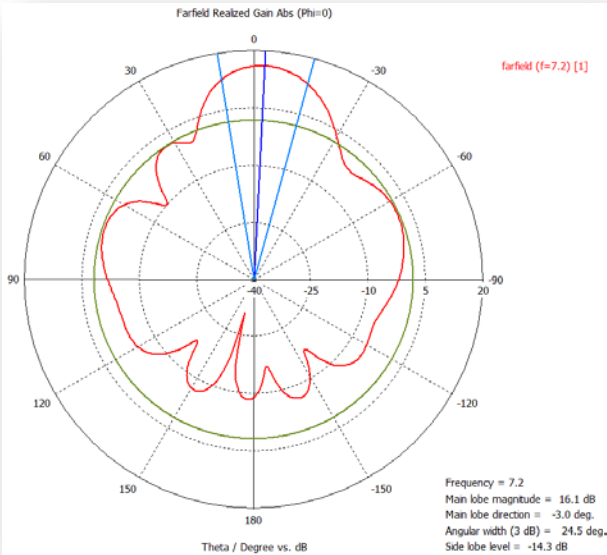
1) A SMT type connector shall be mounted on the back side of the antenna.

2) Similar to [HIROSE ELECTRIC CO., LTD. U.FL Series](#) connectors.

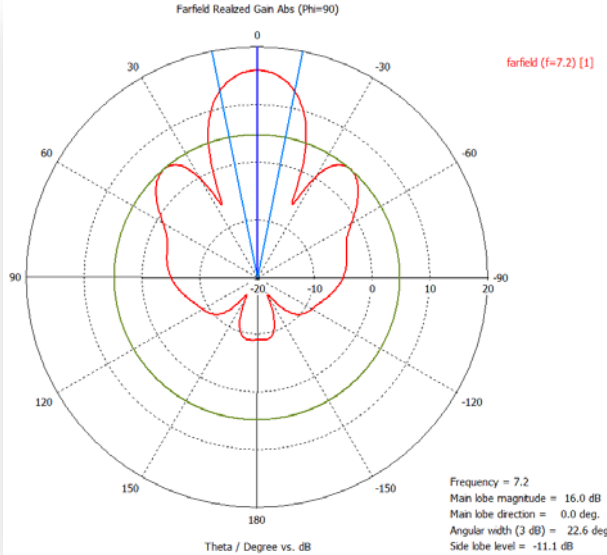
3) Similar to [Pasternack Enterprises, Inc. PE4910](#) connector.

Antenna Pattern

XZ Plane



YZ Plane



S11 Measurement

